



The Sustainable Community

Strategy for Halton

2011 - 2016

Mid-year Progress Report







01st April – 30th Sept 2011

Document Contact (Halton Borough Council)	Hazel Coen (Divisional Manager Performance & Improvement) Municipal Buildings, Kingsway Widnes, Cheshire WA8 7QF hazel.coen@halton.gov.uk
--	--

This report provides a summary of progress in relation to the achievement of targets within Halton’s Sustainable Community Strategy 2011 - 2016.

It provides both a snapshot of performance for the period 01st April 2011 to 30th September 2011 and a projection of expected levels of performance to the year-end.

The following symbols have been used to illustrate current performance as against the 2011 target and as against performance for the same period last year.












	Target is likely to be achieved or exceeded.		Current performance is better than this time last year
	The achievement of the target is uncertain at this stage		Current performance is the same as this time last year
	Target is highly unlikely to be / will not be achieved.		Current performance is worse than this time last year

Healthy Halton





Page	Ref	Descriptor	2010 / 11 Target	Direction of travel
	HH 1*	a) Alcohol related hospital admissions (NI 39) (Rate 100,000 pop.)		
		b) Alcohol related hospital admissions – AAF =1 (Rate)		New Measure
	HH 2	Prevalence of breastfeeding at 6-8 weeks (NI 53)		
	HH 3	a) Obesity in Primary school age children in Reception (NI 55)		
		b) Obesity in Primary school age children in Year 6 (NI 56)		
	HH 4	Reduction in under 18 Conception (new local measure definition for NI 112)		
	HH 5	a) All age, all cause mortality rate per 100,000 Males (NI 120a)		
		a) All age, all cause mortality rate per 100,000 Females (NI 120b)		
	HH 6	Mortality rate from all circulatory diseases at ages under 75 (NI 121)		
	HH 7	Mortality from all cancers at ages under 75 (NI 122)		
	HH 8	16+ Smoking quit rate per 100,000 (NI 123)		
	HH 9	Mental Health - No. of people in counselling/day services or on waiting lists. (NEW 2011)	Placeholder 2012/13	New Measure
	HH 10	Proportion of older people supported to live at home through provision of a social care package (NEW 2011):		New measure
	HH 11	a) Increase the % of successful completions (drugs) as a proportion of all in treatment (over 18)		
		b) Increase the % of successful completions (Alcohol) as a proportion of all in treatment (over 18)	Placeholder 2012/13	New Measure













NB - Measure HHI and HH11 is also reported within the Safer Halton priority area as SH 7 and SH10 respectively. Measure HH4 is also reported under CYP 15

Employment, Learning and Skills in Halton





Page	Ref	Descriptor	2010 / 11 Target	Direction of travel
	ELS 1	Increase the number of active enterprises within the Borough (NEW 2011)		
	ELS 2	Increase the proportion of business diversity (NEW 2011)	Data available Qtr 4	N/A
	ELS 3	Increase the number of people classed as self-employed (NEW 2011)		
	ELS 4	Reduce the proportion of people with no qualifications	Data not yet available	N/A
	ELS 5	Increase the percentage of people achieving NVQ Level 4 and above (Revised NI 165)		N/A
	ELS 6	Increase the percentage of adults using a library (NI 9)	Placeholder 2012/13	N/A
	ELS 7	Reduce the percentage of people registered unemployed and seeking employment (JSA claimants) NI 152		
	ELS 8	Reduce the percentage of the working age population claiming out of work benefits (Revised measure)		
	ELS 9	Increase the gross weekly earnings by residents (NI166)		
	ELS 10	Increase the number of residents accessing welfare rights/ debt advice at a casework level (Local Measure - HBC only for 2011/12) a) Debt b) Welfare Rights	TBC	TBC

Safer Halton























Page	Ref	Descriptor	2010 / 11 Target	Direction of travel
	SH 1	Reduce Actual Number of ASB incidents recorded by Cheshire Police broken down into youth and adult incidents		
	SH 2	Reduce the number of Arson incidents (NI33)		
	SH 3	Increase Residents Overall Satisfaction with the local area by reducing antisocial behaviour (NI 17)	Data available Qtr 4	N/A

Page	Ref	Descriptor	2010 / 11 Target	Direction of travel
	SH 4	Safeguarding Children: Reduce the Number of Young People who repeatedly run away in Halton (NEW 2011)		
	SH 5	Vulnerable Adults – Safeguarding: Increase the percentage of VAA Assessments completed within 28 days		
	SH 6	Reduce repeat incidents of domestic abuse within the MARAC Cohort (NI32)		
	SH 7	a) Increase the % of successful completions (drugs) as a proportion of all in treatment (over 18)		
		b) Increase the % of successful completions (Alcohol) as a proportion of all in treatment (over 18)	Placeholder 2012/13	New Measure
	SH 8	a) Reduce the number of individuals representing within 6 months of discharge (Drugs) NEW 2011		
		b) Reduce the number of individuals representing within 6 months of discharge (Alcohol)	Placeholder 2012/13	New measure
	SH 9	Reduce the rate of young people (0-18) admitted to hospital due to substance misuse (will include alcohol)	N/A	New measure
	SH 10	Reduce Alcohol related hospital admissions (NI 39)		































Safer Halton Continued

	SH 11	Reduce the re-offending rates of repeat offenders (RO's in the Navigate IOM scheme) (Formerly NI 30)	Data available Qtr 4	New measure
	SH 12	Reduce the number of first time entrants to the Youth Justice System (formerly NI111).	Data available Qtr 4	Revised measure
	SH 13	Use of Custody (NEW 2011)	Data available Qtr 4	New measure
	SH 14	Reduce the proportion of individuals within the Navigate cohort who's offending is substance misuse related.	Placeholder 2012/13	New measure
	SH 15	Reduce the re-offending rate of young offenders (Formerly NI 19)	Placeholder 2012/13	New measure
	SH 16	Reduce serious acquisitive crime (Formally NI16)		
	SH 17	Reduce Assault with Injury crime rate (Formerly NI 20)		

Children & Young People in Halton

Page	Ref	Descriptor	2010 / 11 Target	Direction of travel
	CYP 1	Increase the percentage achieving 78+ points across EYFS (6+ CLL and PSE)		
	CYP 2	Increase the percentage of children attaining level 4 or above in English & Maths		
	CYP 3	Increase the percentage achieving 5+ A*-C including English & Maths		
	CYP 4	Increase the percentage achieving Level 3 at 19		
	CYP 5	Reduce the percentage of young people not in education, employment or training		
	CYP 6	Reduce the Percentage of children who are obese in Year 6		
	CYP 7	Reduce the rate of CYP admitted to hospital for substance misuse	N/A	New measure
	CYP 8	Increase the Percentage of referrals with evidence of early help and support (CAF)		
	CYP 9	Increase the Percentage of educational settings with overall effectiveness Good/ Outstanding		
	CYP 10	Reduce the Attainment gap between FSM and Halton average KS2		
	CYP 11	Reduce the Attainment gap between FSM and Halton average KS4		
	CYP 12	Reduce over identification of SEN at SA and SAP	N/A	N/A
	CYP 13	Increase the percentage of young people progressing to Higher Education	N/A	N/A
	CYP 14	Increase the percentage of children with SEN or receiving enhanced provision achieving 2 levels progress	Placeholder 2012/13	New measure
	CYP 15	Reduce under 18 conception rate, percentage change from 2009 baseline position		
	CYP 16	Reduction in child and family poverty	Placeholder 2012/13	New measure
	CYP 17	Increase the percentage of children in care achieving their expected outcomes at KS2 & KS4	Placeholder 2012/13	New measure

Environment and Regeneration in Halton

Page	Ref	Descriptor	2010 / 11 Target	Direction of travel
	ER 1	a) Number of Local bus passenger journeys originating in the authority area NI 177		
		b) Number of passengers on community based accessible transport PPT LI 28		
	ER 2	a) Percentage of buses starting route on time		
		b) Percentage of buses on time at intermediate timing points		
	ER 3	Average Number of days to repair street lighting faults		
		a) Non district operators		
		b) District operators		
	ER 4	Percentage of road carriageway where maintenance should be considered	Data available Qtr 4	
		a) Principal Carriageways		
		b) Non-Principal Carriageways	Data available Qtr 4	
		c) Unclassified Carriageways	Data available Qtr 4	
	ER 5	Satisfaction with the standard of maintenance of trees, flowers and flower beds		
	ER 6	Residual household waste per household (Kgs)		
	ER 7	% of household waste recycled / composted		
	ER 8	Percentage of municipal waste land filled		
	ER 9	Satisfaction with the standard of cleanliness and maintenance of parks and green spaces		
	ER 10	Number of Green Flag Awards achieved for Halton		
	ER 11	Improved local biodiversity – active management of local sites.	Data available Qtr 4	
	ER 12	To regenerate 5 hectares of urban sites per annum for the next five years		
	ER 13	To make sure there is a 5 year rolling supply of housing land available for 2000 homes over 5 years	